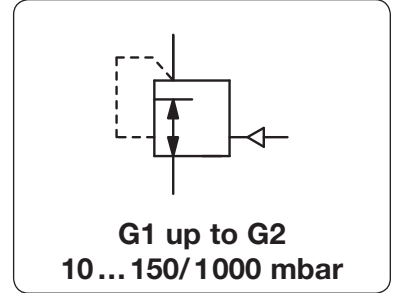


Description	Highly sensitive diaphragm low pressure volume booster with excellent regulating characteristics.		
Media	compressed air or non-corrosive gases		
Supply pressure	max. 20 bar depending on the accuracy: the smaller P ₁ , the higher the accuracy max. 10 bar at pressure range < 150 mbar		
Accuracy	at max. flow rate	< e.g. 10% pressure deviation of full scale	
Air consumption	without constant bleed		
Adjustment	manual by turning the spindle under the cover of the spring cage		
Relieving function	non-relieving		
Gauge port	not available		
Mounting position	any		
Temperature range	-20 °C bis 60 °C / -4 °F to 140 °F		
Material	Body: SG cast iron GGG50, GGG40 at G2	Elastomer: NBR/Buna-N, optionally FKM	Inner valve: brass and stainless steel
	Spring cage: aluminium		



Dimensions			Accuracy %	Nominal size DN	Flow rate l/min*1	P ₁ max. bar*2	Connection thread G	Pressure range mbar	Order number
A	B	C							

Low pressure volume booster						supply max. 20 bar, non-relieving, 1:1 transmission ratio	RZ-J			
100	245	30	10	17	1800	10	G1	15 ... 110		RZ1-08J
			5		3300	20		180 ... 1000		RZ3-08J
130	250	30	10	17	2700	10	G1½*3	15 ... 110		RZ1-12J
			5		5000	20		180 ... 1000		RZ3-12J
200	385	45	10	34	15000	10	G2	10 ... 350		RZ1-16JF
			5		28000	20		350 ... 1000		RZ2-16JF



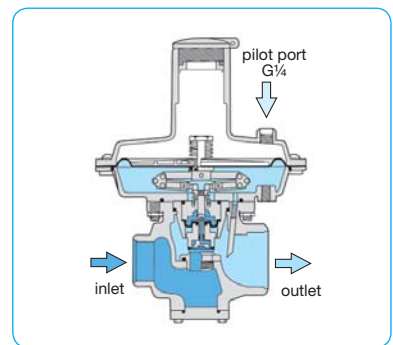
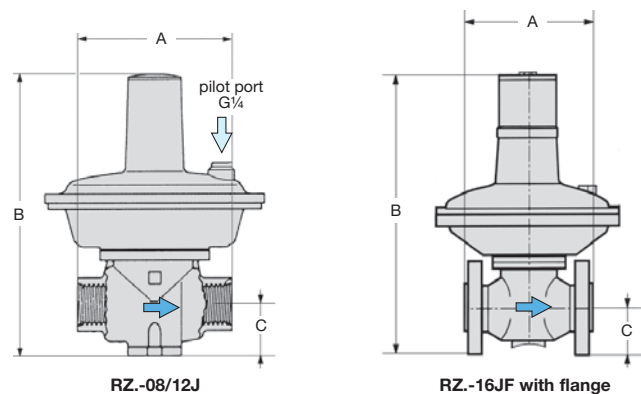
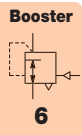
RZ1-08J

Special options, add the appropriate letter

relieving	with relieving function	RZ . . . R
FKM elastomer		RZ . . . V
flange connection	see chapter for SST devices / flanges (not for RZ.-16J)	RZ . . . F.
carbon dioxide	CO ₂	RZ . . . 03
argon	Ar	RZ . . . 05
nitrogen	N ₂	RZ . . . 07
helium	He	RZ . . . 09
hydrogen	H ₂	RZ . . . 11
methane	CH ₄	RZ . . . 13
oxygen	O ₂	RZ . . . 15
propane	C ₃ H ₈	RZ . . . 16
nitrous oxide	N ₂ O	RZ . . . 17



RZ1-16JF



*1 at 4 bar supply pressure and max. outlet pressure *2 see description above *3 G1 thread at inlet